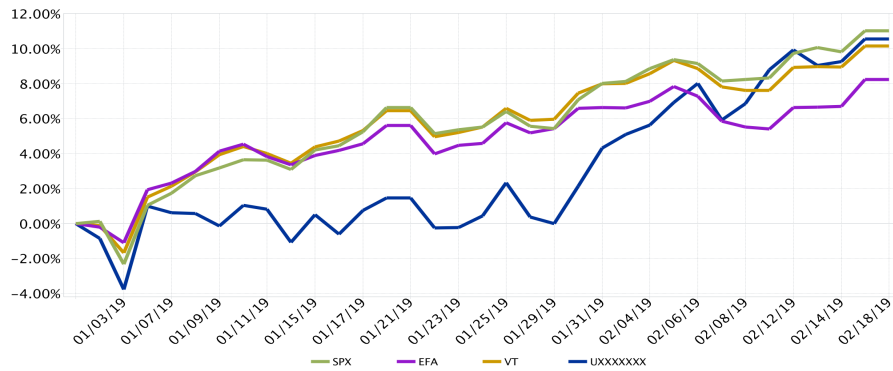


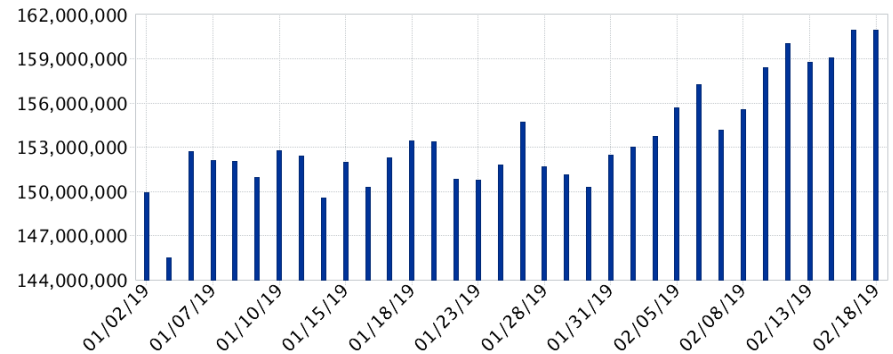
Snapshot

Name:	Interactive Brokers LLC
Account:	UXXXXXXX
Alias:	Interactive Brokers LLC
Base Currency:	USD
Account Type:	Institution Master
Analysis Period:	January 2, 2019 to February 18, 2019 (Daily)
Performance Measure:	TWR

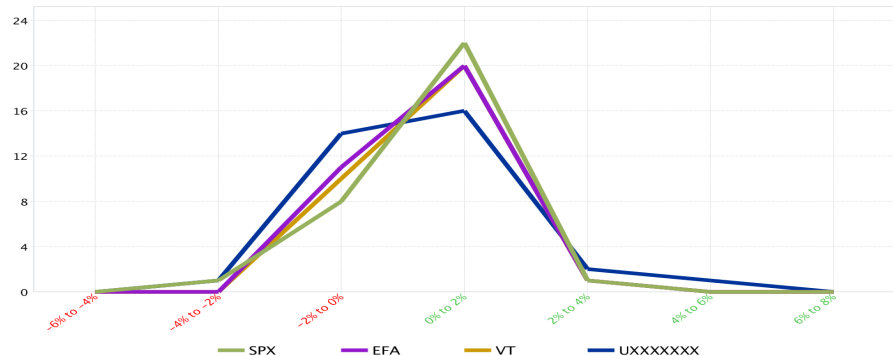
Cumulative Return



Net Asset Value



Distribution of Returns

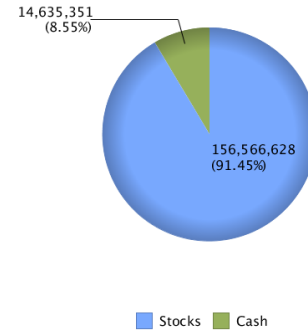


Key Statistics

Beginning NAV:	152,293,078.29
Ending NAV:	160,973,406.96
Cumulative Return:	10.56%
5 Day Return:	1.62% (02/12/19 - 02/18/19)
10 Day Return:	4.68% (02/05/19 - 02/18/19)
Best Return:	4.96% (01/04/19)
Worst Return:	-2.95% (01/03/19)
Deposits/Withdrawals:	-6,739,097.00

Financial Instrument Allocation

Long Allocation by Financial Instrument



Short Allocation by Financial Instrument

